

# 2025

## IMPACT REPORT



ria

TOGETHER, WE'VE  
STRENGTHENED  
HEALTH, SAFETY,  
AND FINANCIAL  
STABILITY DURING  
CHALLENGING  
TIMES.

*ready • inspire • act*

# HOW *ria* COLLECTS & ANALYZES DATA

All RIA data is entered and stored in a secure HIPAA-compliant database.

For questions, please email: [info@readyinspireact.org](mailto:info@readyinspireact.org)

COLLECT DATA

## INTAKE DATA

When an adult first comes to RIA, our Director of Peer Mentorship & Advocacy conducts an intake - collecting information on demographics, victimizations, service needs and immediate goals.

## SERVICE ENCOUNTER DATA

Throughout the year, RIA staff enter information on what services they provided to survivors, as well as mode of interaction (phone, text, in-person, etc.)

## OUTCOME DATA

Every May and November, staff complete a Life Events Assessment for participants actively engaged in services. RIA developed this assessment with funding from the U.S. Department of Justice and in collaboration with faculty at Harvard Medical School. It collects information on housing, education, employment, financial stress, relationships, substance use, and distance from the sex trade.



## TRACK & ANALYZE

We regularly track data via an Impact Dashboard that reports and visualizes important metrics.

Every 6 months we partner with a PhD-level researcher to conduct a deep dive analysis, including thematic analysis of qualitative outcomes, longitudinal analyses, and more to gain a better understanding of our participants and programs.



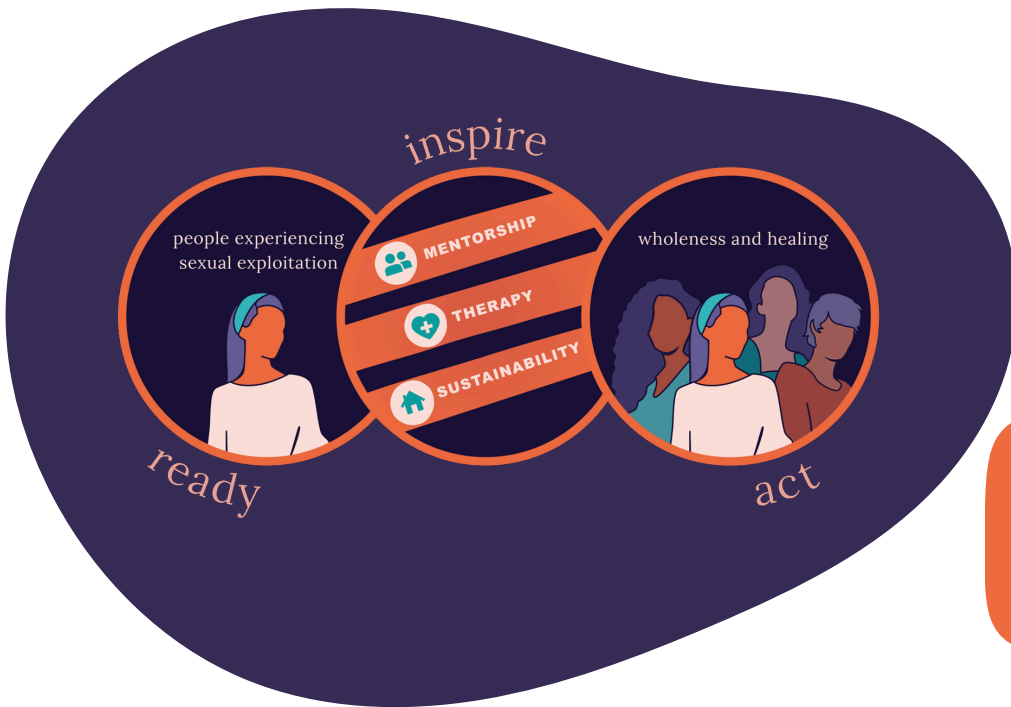
## DISCUSS, DISSEMINATE, AND IMPROVE

Together our staff reviews the data, identifies challenging areas, and discusses how we can improve our services to better meet the needs of survivors in our region.

We share results with funders & community partners to increase knowledge and awareness.

*“RIA has helped me feel like I belong. I feel like I have someone who I can talk to, who can guide me, and help me through anything I’m going through.”*

*- RIA Participant*



# SUMMARY

In 2025, RIA served **123 survivors** of commercial sexual exploitation and sex trafficking through over 7,300 one-on-one service care encounters. RIA’s highly trained staff provided comprehensive services to support survivor safety & basic needs, mental health & well-being, housing stability, and economic empowerment.

Word continues to spread about RIA’s unique service model that is centered on trust and building long-lasting relationships:

**66** *new survivors came to RIA in 2025 seeking support.*

As RIA’s reach grows, we are building our staff team and investing in services that support long-term well-being, independence, and empowerment among the women we walk alongside.

# ria demographic

123

**Survivors of sex trafficking and exploitation** received one-on-one RIA services in 2025.

All are residents of **Massachusetts.**

## Age

● 18-24 yr ● 25-30 ● 31-40 ● 41-59 ● 60+



## Race/Ethnicity

● Black ● Hispanic ● Multiple ● White ● Other ● Not Reported



## Sexual Orientation

● Bisexual ● Gay ● Hetero ● Pansexual ● Prefer not to say



## Gender Identity

● Female ● Male ● Not Reported ● Trans



# **Services** Snapshot

# 7,300+

care encounters were provided including peer-mentorship, clinical therapy & support groups

# 1.3 YEARS

## Participant's average length of service with RIA

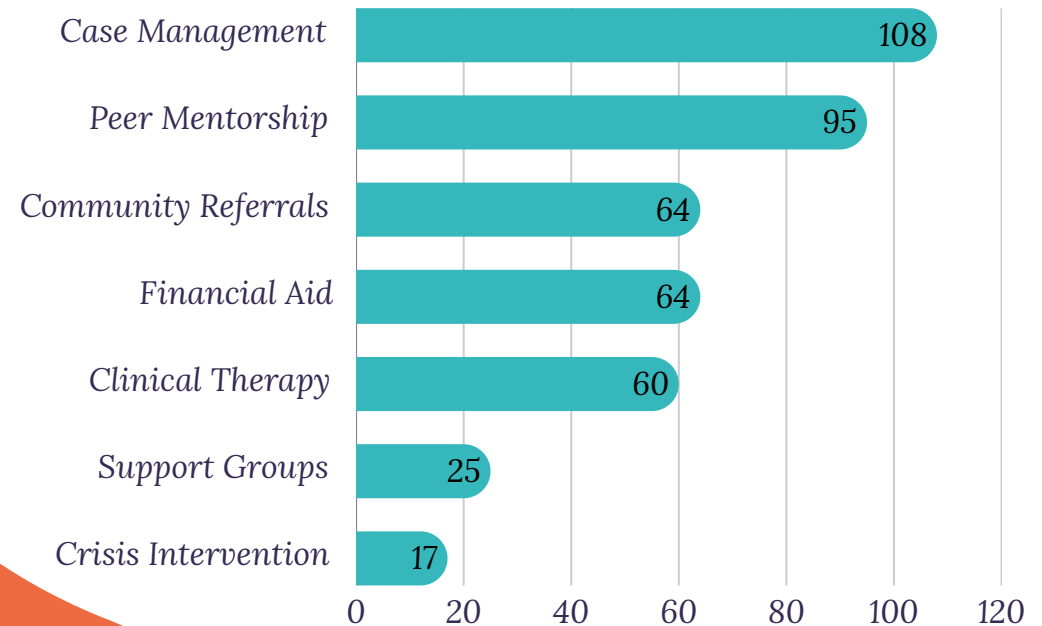
Service length for survivors fluctuate for a variety of reasons, mostly due to housing instability. With RIA, service length per participant ranges from 0-11 years.

# \$95,970 SheFund

Shefund Distribution of Financial Assistance

- Rent: \$81,355
- Basic Needs: \$9,410
- Education/ Training: \$5,205

## NUMBER OF PARTICIPANTS ENGAGED IN EACH RIA SERVICE



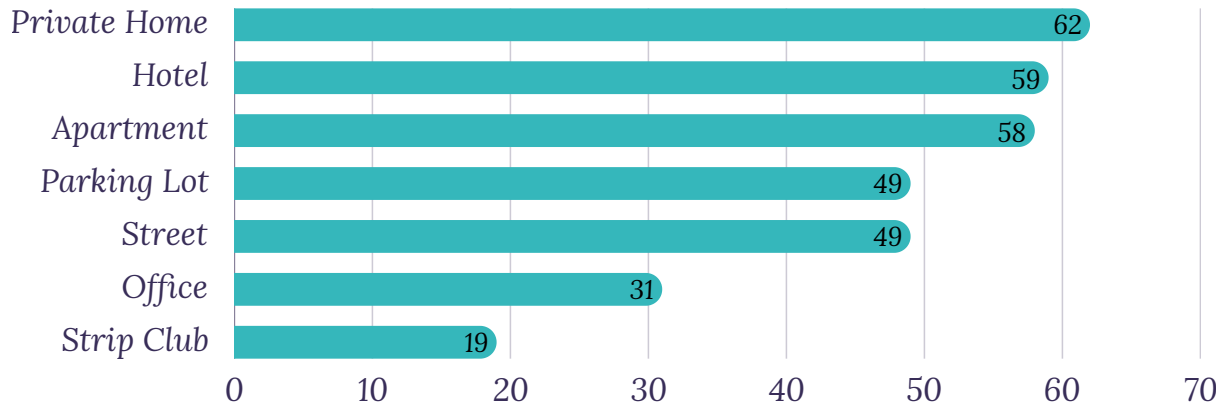


# Discovery at Intake

## New participant snapshot

With complex trafficking experiences and multi-victimizations, our ability to meet basic needs is critical for establishing safety and distance from exploiters.

### TOP TRAFFICKING LOCATIONS AMONG NEW RIA PARTICIPANTS



# 66

## new participants came to RIA in 2025

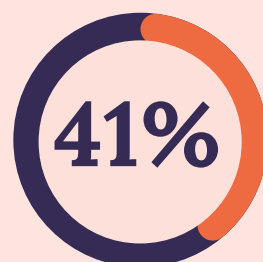
## History



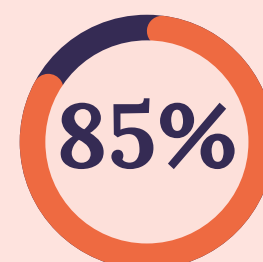
experienced  
sex trafficking



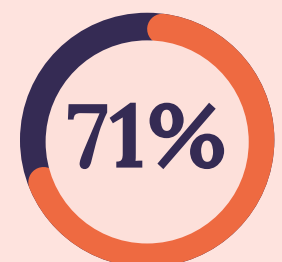
experienced  
labor trafficking



were first exploited  
as a child



reported one or  
more disability



have one or  
more children



# Discovery at Intake


## New participants victimizations, needs & safety

Complex health needs for incoming participants NEW at intake n=66



# 50%

of survivors coming to RIA in 2025 reported more than one **mental health diagnosis**



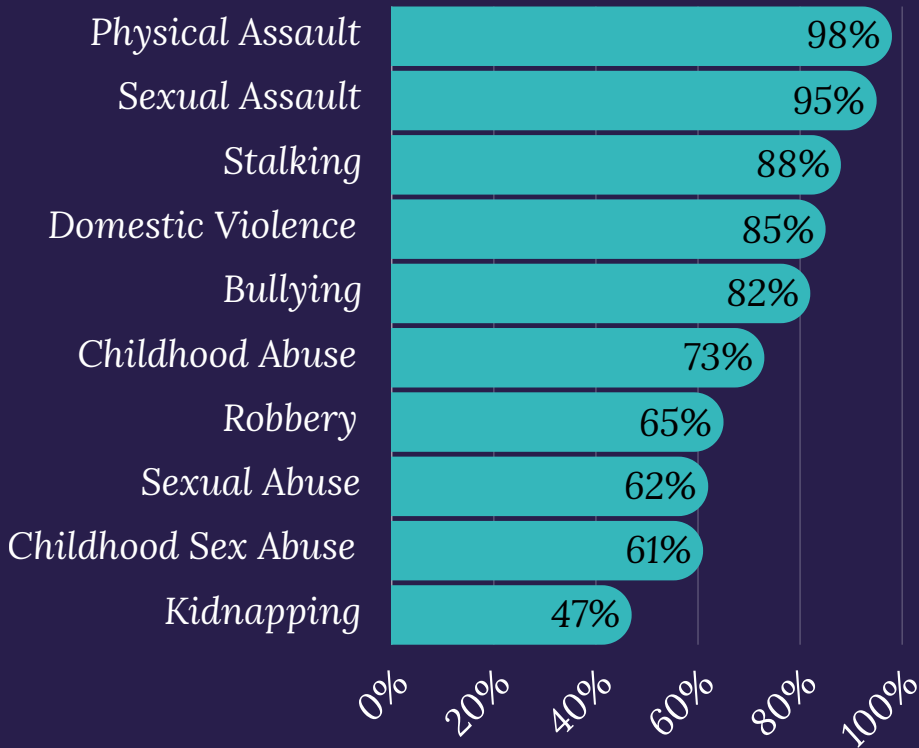
# 67%

of survivors reported past **suicidal attempt or ideation**

# 8.8

average number of victimizations experienced by new participants

### TOP 10 VICTIMIZATIONS REPORTED BY NEW RIA PARTICIPANTS IN 2025



*The support I have received from RIA has been life changing and crucial. I'm back in school because of RIA and I can better manage my day-to-day stress with the support of my mentor and therapist.*

*-new participant, 2025*



**RIA's highly trained staff provide free and confidential clinical therapy & peer mentorship.**



# Mental Health & Well-Being Outcome for ALL Participants

With RIA's support, survivors reported to have positive outcomes by year end.

# 71%

Of RIA participants experienced a positive life event related to mental health or well-being

# 91%

Of RIA participants who completed a survey reported improvements in well-being or stability



## 2,495

Peer Mentorship encounters to 95 survivors



## 1,408

Clinical Therapy encounters to 60 survivors

## 52 participants

received a combination of peer-mentorship and therapy services

## 23.8

Range: 1-86

Average number of clinical therapy encounters

## 35.8

Range: 1-172

Average number of peer-mentor encounters

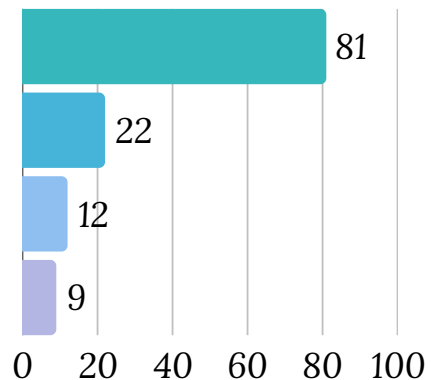
### Positive Life Events related to health & well-being

Therapy or peer counseling

Improving mental health

Taking care of oneself

Engaging in medical care



Number of Participants over 12 months 2025 some duplicates (n=115)

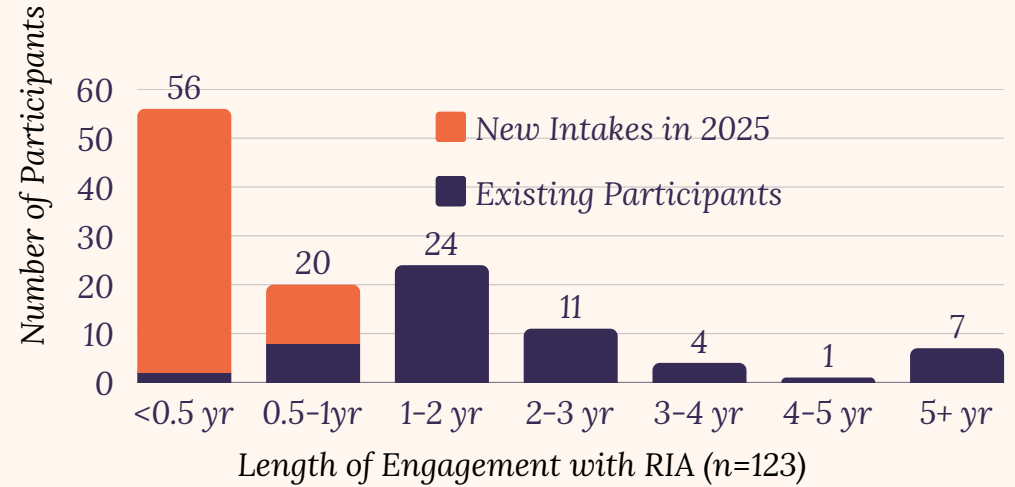


# Trust & Relationships

**Outcome for ALL participants**

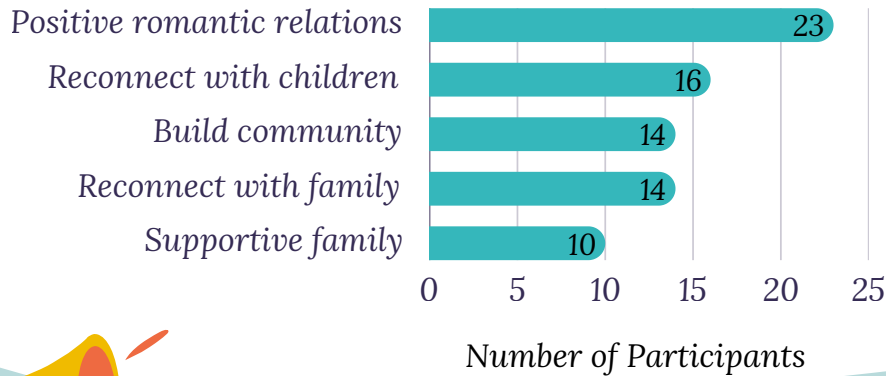
**RIA's model is centered on establishing trust and long-lasting relationships.**

## Lasting engagement in RIA's survivor-centered services



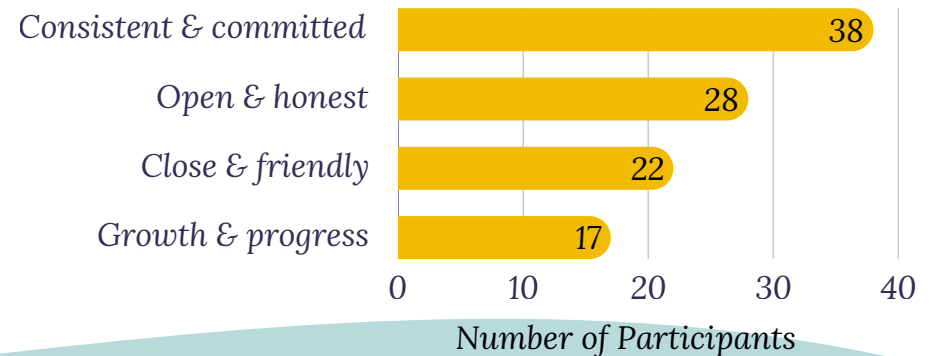
**52 PERCENT**  
had at least one **positive life event** related to family

TOP FAMILY-RELATED LIFE EVENTS EXPERIENCED BY RIA PARTICIPANTS IN 2025



**82 PERCENT**  
had **close staff-participant relationships**

TOP THEMES RELATED TO RIA STAFF-PARTICIPANT RELATIONSHIPS IN 2025



## Survivor Voices

*"I feel as if I finally have someone that cares and supports me through my toughest moments."*



# Housing & Stability Snapshot

# 74%

of survivors coming to RIA in 2025 reported **homelessness at intake** which included living in a shelter or couch surfing

Housing is a major challenge for survivors. Some challenges and barriers include:

Unsupportive family

Kicked out or evicted

Unsafe housing conditions

Unaffordable housing

Substance- use impacting housing

## Monthly rental assistance prevents re-trafficking and enables long-term recovery

In 2025, RIA provided housing services to survivors, including:

- 322 relocation support encounters
- 84 transitional housing assistance
- 110 shelter placement or assistance
- 68 total months of rental assistance

# \$81,355

was distributed by RIA in 2025 for housing and rental assistance.



16 survivors received rental assistance in 2025, with 12 people receiving between 6-12 months as part of the Survivor-Directed Rental Assistance Program

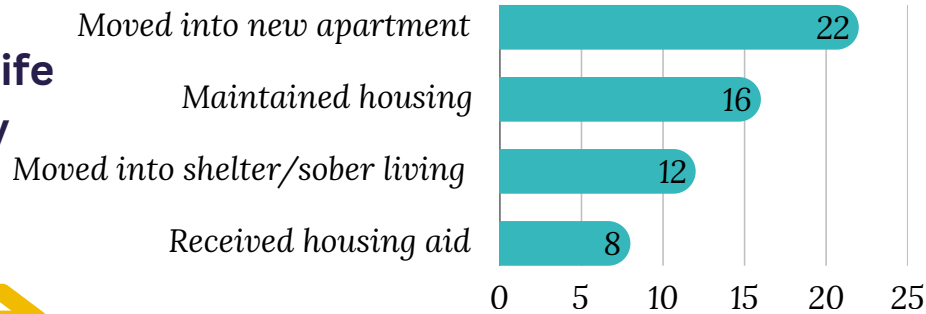
# Housing & Stability Outcome for ALL participants



**82%**

of RIA participants were  
**independently housed**  
by year end

## Top Housing-Related life events experienced by RIA Participants



## Updates from Mentors

*“She successfully got her own apartment independently,  
which was one of her biggest goals.”*

*“She graduated from her residential program and  
moved in with her family.”*

*RIA prioritizes establishing  
safe, stable housing*

Among RIA participants  
who received rental  
assistance and  
completed an evaluation  
survey:

**100%**

strongly agreed that RIA’s  
program *“helped me feel more  
secure and allowed me space to  
breathe in my life”*

**100%**

strongly agreed that RIA’s  
program *“helped me feel more  
independent, self-sufficient,  
and in control of my life.”*





# Economic Empowerment

Education & employment are critical for long-term recovery and empowerment.

Employment Stability



of survivors in 2025 were employed at intake



of all RIA participants were employed by year end

## LIFE EVENTS

The most common positive life events related to education & employment for RIA participants in 2025 were:

- *Maintaining & getting a new job*
- *Progressing in education*  
(e.g., enrolling, graduating)
- *Pursuing or attaining vocational training*



### Updates from Mentors

*“She just started a new full-time job at a health clinic that she really enjoys.”*

*“She has kept her same job and received a raise!”*

*“She was able to begin nursing school with the help of RIA assistance.”*

## In 2025 RIA provided

- **342** legal & justice support encounters to **49** survivors
- **300** personal advocacy encounters to **48** survivors
- **127** employment support encounters to **37** survivors
- **479** financial aid for basic needs encounters to **64** survivors



# Outcome

**Extreme financial stress substantially decreases among RIA participants as financial investment increases**

*“RIA has helped me feel supported after a lifetime of feeling unsupported.”*

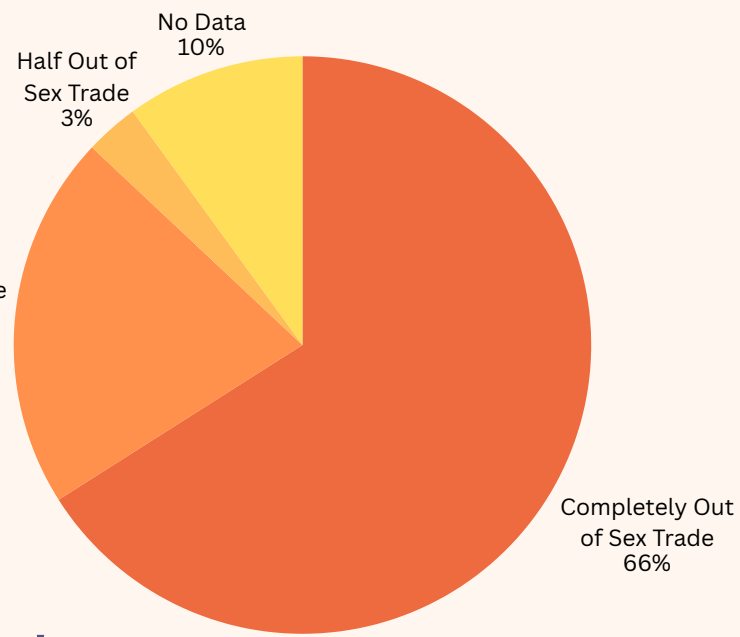


# 89%

safely housed

# 90%

have distance from the sex trade\*



# 52%

of NEW survivors coming to RIA in 2025 reported being financial stable at intake

# 70%

of those same participants, reported improved financial stability by year end



*ready • inspire • act*

## *Stay Connected*



RIA, INC.



READYINSPIREACT



RIA, INC.



INFO@READYINSPIREACT.ORG



WWW.READYINSPIREACT.ORG



330 COCHITUATE ROAD, #1784  
FRAMINGHAM, MA 01701