

# 2024

# IMPACT REPORT

---

RIA, Inc. | ready•inspire•act

330 Cochituate Road, #1784, Framingham, MA 01701

[www.readyinspireact.org](http://www.readyinspireact.org)



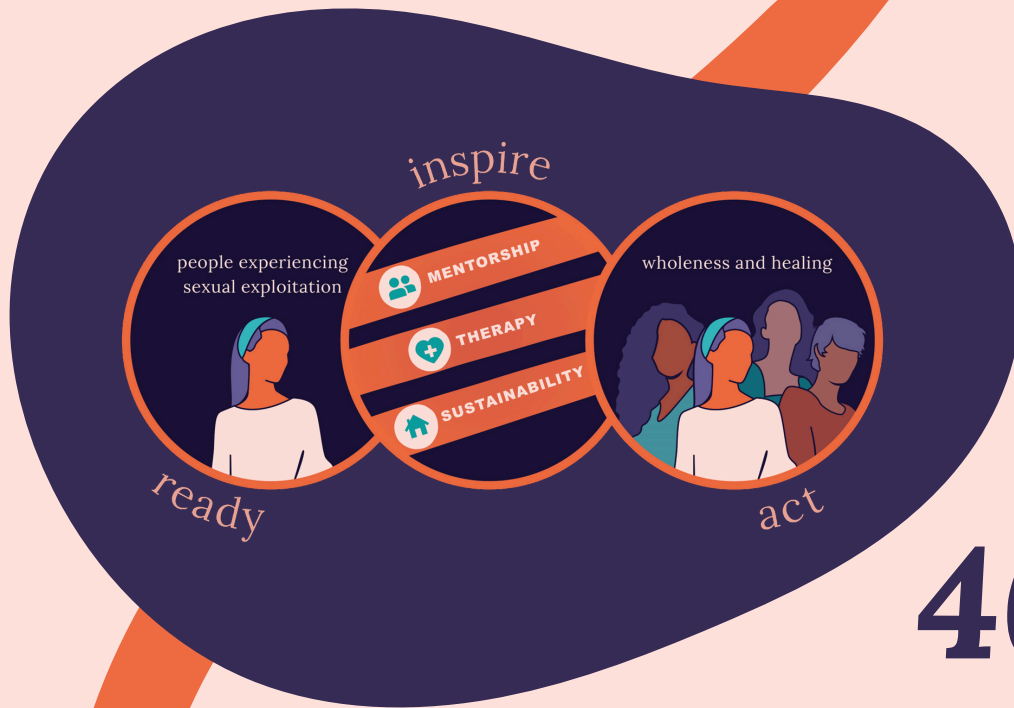
ready • inspire • act



**Supporting  
Survivors,  
Transforming  
Lives**

“With the trauma support groups, peer mentorship, and therapy I've received all through RIA I have surpassed the goals I had set for myself. Their belief in me has kept me pushing forward to the better life I now believe I deserve!”

- RIA Participant



# SUMMARY

In 2024, RIA served 103 survivors of commercial sexual exploitation and sex trafficking through over 5,800 one-on-one service care encounters and over 8,000 staff with participant interactions. RIA’s highly trained staff provided comprehensive services to support survivor safety & basic needs, mental health & well-being, housing stability, and economic empowerment.

Word continues to spread about RIA’s unique service model that is centered on trust and building long-lasting relationships:

**46** *new survivors came to RIA in 2024 seeking support.*

As RIA’s reach grows, we are building our staff team and investing in services that support long-term well-being, independence, and empowerment among the women we walk alongside.

# Who RIA Serves

103

\*survivors of sex trafficking and exploitation received one-on-one RIA services in 2024.

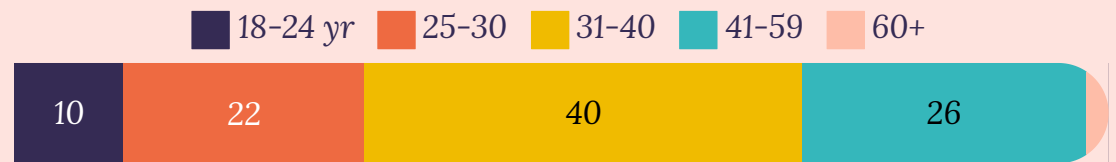
5,800

care encounters were provided including peer mentorship, clinical therapy & support groups



\*All residents of Massachusetts.

## Participant Age



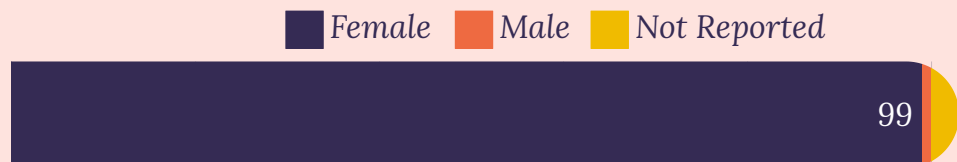
## Race/Ethnicity



## Sexual Orientation



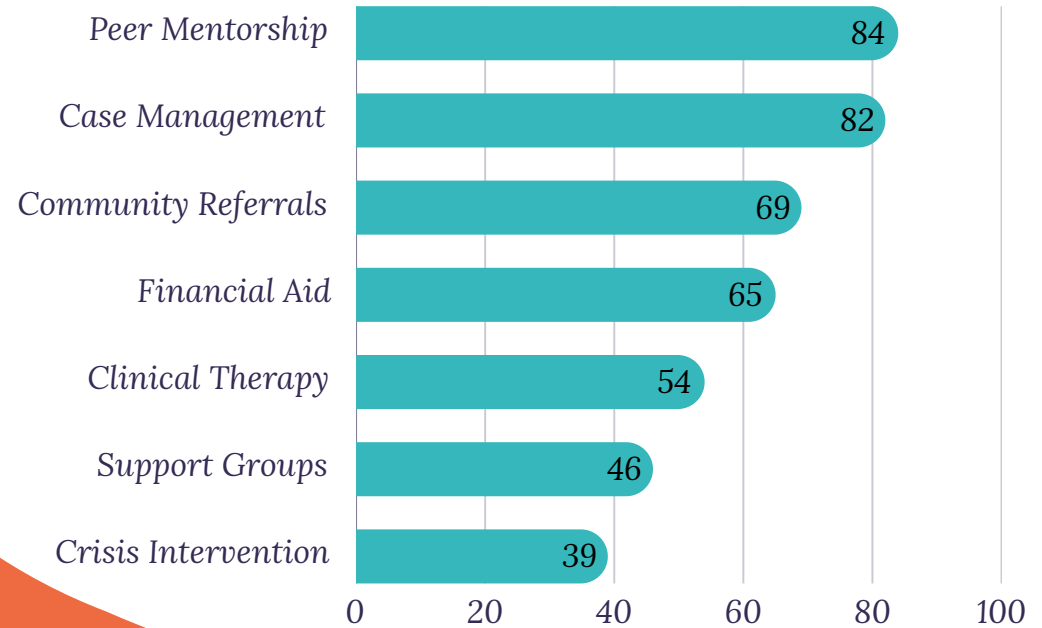
## Gender Identity



Participants were typically engaged in RIA on average:

**2 YEARS**  
Range: 0-10 years

NUMBER OF PARTICIPANTS ENGAGED IN EACH RIA SERVICE



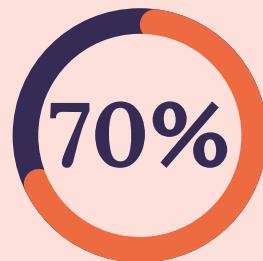
46 new participants came to RIA in 2024



experienced sex trafficking



experienced labor trafficking



were first exploited as a child



reported one or more disabilities



have one or more children

# Survivor Basic Needs & Safety

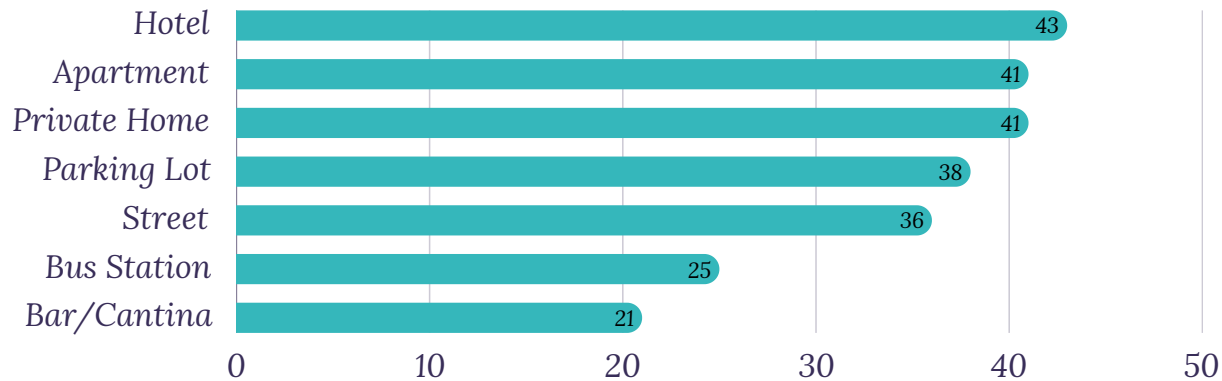


With complex trafficking experiences and multi-victimizations, our ability to meet basic needs is critical for establishing safety and distance from exploiters.

# 10.8

*average number of victimizations experienced by participants*

## TOP TRAFFICKING LOCATIONS AMONG NEW RIA PARTICIPANTS



## DISTRIBUTION OF FINANCIAL ASSISTANCE FOR BASIC NEEDS



# \$12,805

*was distributed by RIA in 2024 for basic needs to 65 survivors.*

In addition to financial assistance, RIA provided:

- **1,396 case management** encounters
- **925 referral** encounters
- **140 crisis intervention** encounters



## Survivor Voice

*“RIA has helped me by being a listening ear and they helped me financially when I was behind on my bills which was a huge relief for me at the time.”*

## Extreme financial stress substantially decreases among RIA participants

**67%**

of survivors coming to RIA in 2024 reported extreme financial stress at intake

**29%**

of all RIA participants had extreme financial stress as of November Assessment

## AMONG RIA PARTICIPANTS IN NOVEMBER 2024:

**94%**

*were out of the sex trade\**

*\*73% of participants are completely out, 15% mostly out, and 6% half out*

**90%**

*were safely housed*



# Mental Health & Well-Being

Survivors have complex health needs at intake.

## 76%

of survivors coming to RIA in 2024 reported more than **1 mental health diagnosis**

## 65%

of survivors reported past **suicidal attempt or ideation**

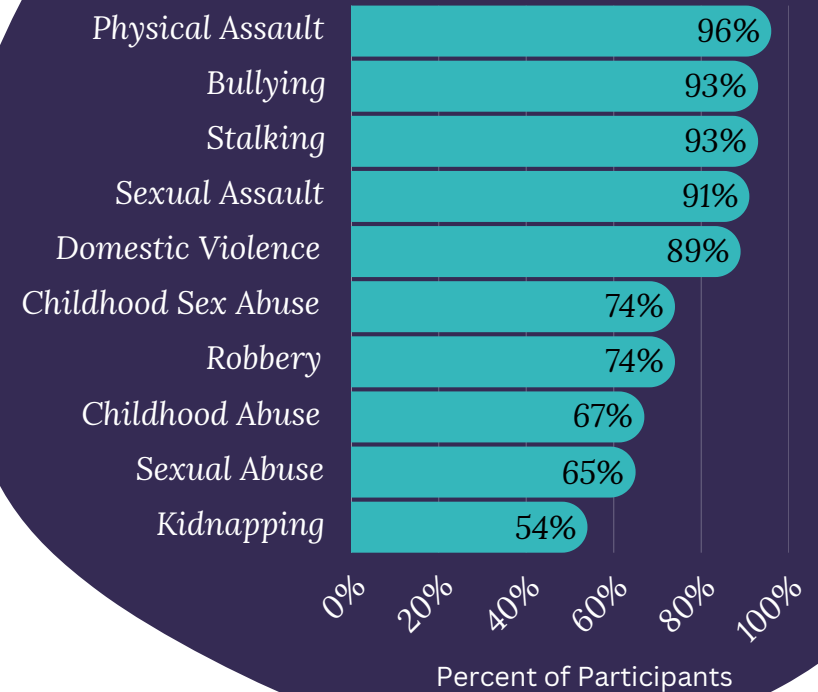
RIA's highly trained staff provide **free and confidential** clinical therapy & peer mentorship.

“

Therapy has really helped me deal with the every day stresses of life. I would not have been able to make all the progress I have achieved without the help of RIA. Thank you!

”

## TOP 10 VICTIMIZATIONS REPORTED BY NEW RIA PARTICIPANTS IN 2024



# 45 survivors received mentorship and therapy

Average number of *clinical therapy* encounters:

# 19.8

Range: 1-82

Average number of *peer mentor* encounters:

# 36.1

Range: 5-106

## In 2024, RIA provided:



# 2,645

**Peer Mentorship**  
encounters to **84 survivors**



# 999

**Clinical Therapy**  
encounters to **54 survivors**



# 40

**Support Groups**  
serving **114 survivors**

## With RIA support, survivors have positive outcomes

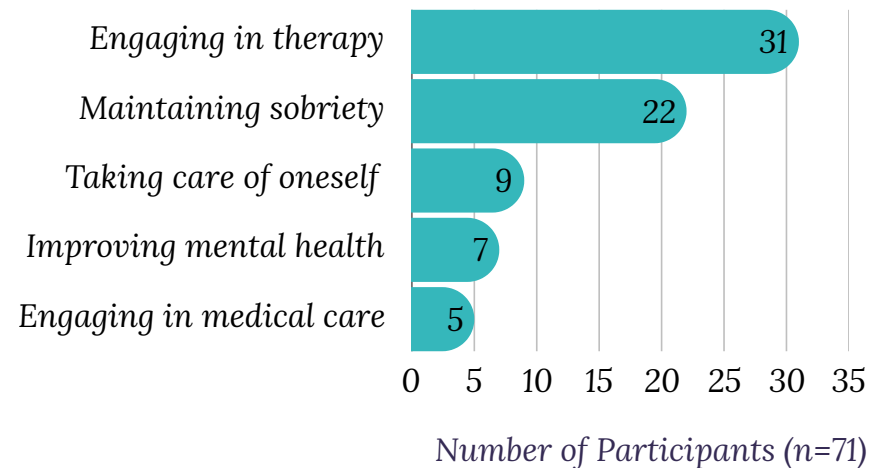
# 66%

of RIA participants experienced a *positive life event related to mental health or well-being*

# 88%

of RIA participants who completed a survey reported *improvements in well-being or stability*

## POSITIVE LIFE EVENTS RELATED TO HEALTH AMONG RIA PARTICIPANTS



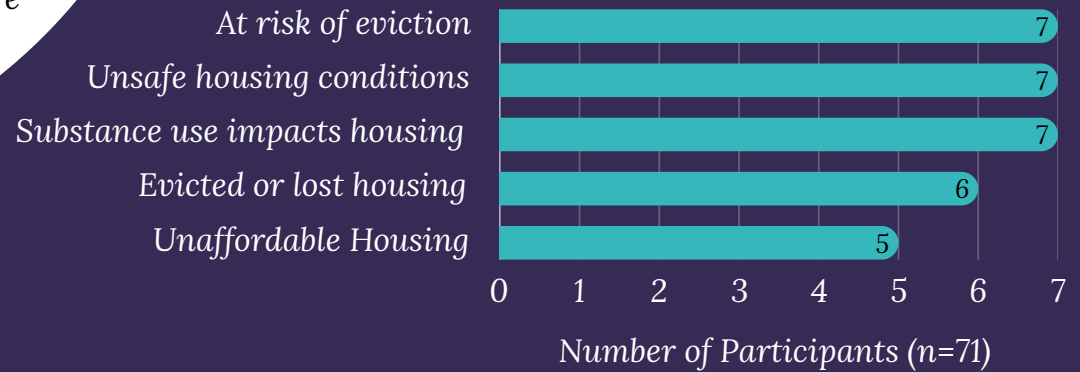




**50 PERCENT**  
of survivors coming to RIA were  
**homeless at intake** in 2024

# Housing & Stability

Housing is a major challenge for survivors



## Monthly rental assistance prevents re-trafficking and enables long-term recovery

In 2024, RIA provided housing services to 57 survivors, including:

- **363** relocation support encounters
- **112** transitional housing assistance
- **83** shelter placements
- **75** total months of rental assistance

**\$76,093**

was distributed by RIA in 2024 for survivor housing and rental assistance.



14 survivors received rental assistance in 2024, with 11 getting between 6-12 months.



# RIA prioritizes establishing safe, stable housing

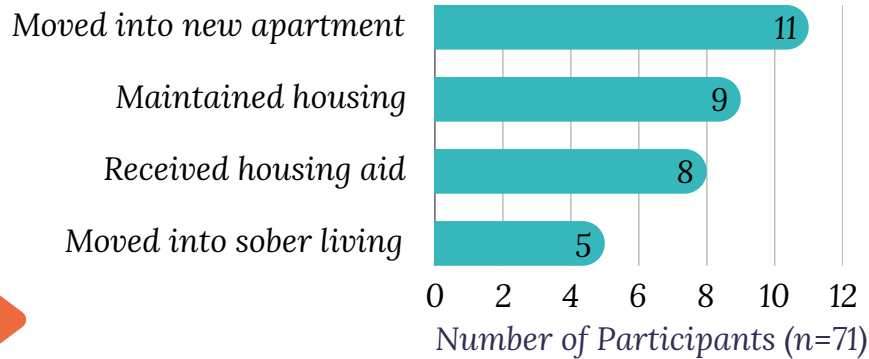
76%

of RIA participants were independently housed by year end

89%

of RIA participants were safely housed by year end

## TOP HOUSING-RELATED LIFE EVENTS EXPERIENCED BY RIA PARTICIPANTS IN THE PAST 6 MONTHS



## Survivor Voices

*“Rent being paid has helped me tremendously.”*

*“She has gotten an apartment with some people she knows that are safe. It has been 20 years since she has been able to call a place her own.”*

Among RIA participants who received rental assistance and completed an evaluation survey:

100%

agreed that RIA’s program *“helped me feel more secure and allowed me space to breathe in my life”*

100%

agreed that RIA’s program *“helped me feel more independent, self-sufficient, and in control of my life.”*





# Economic Empowerment

Education & employment are critical for long-term recovery and empowerment.

## RIA helps survivors obtain and hold jobs



of survivors in 2024 were employed at intake



of all RIA participants were employed as of November 2024



## RIA helps stabilize and increase survivors' income



Average financial stress at intake is **8 out of 10**



Average financial stress reduces to **6 out of 10**

## In 2024, RIA provided:

- **492** legal & justice support encounters to **57** survivors
- **479** personal advocacy encounters to **54** survivors

## LIFE EVENTS

The most common positive life events related to education & employment for RIA participants in 2024 were:

- *Maintaining & getting a new job*
- *Progressing in education*  
(e.g., enrolling, graduating)
- *Being motivated to pursue education or being happy working in their job*

## Updates from Mentors

*"She graduated from undergraduate and got a job!"*

*"She has maintained full-time employment for two years."*

*"She was able to go full-time at her job and is taking classes at a university."*

- **122** employment support encounters to **30** survivors
- **618** financial aid for basic needs encounters to **65** survivors

# Trust & Relationships

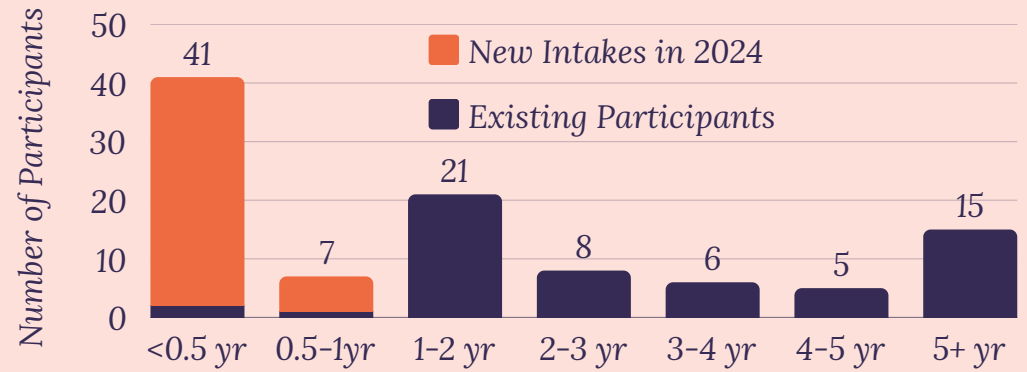


RIA's model is centered on establishing trust and long-lasting relationships.

Among participants in 2024 at assessment:

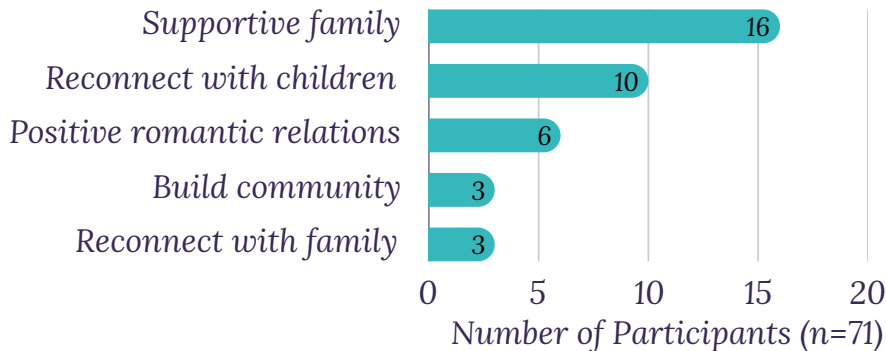
## Survivors stay engaged in RIA's high quality services

LENGTH OF ENGAGEMENT IN RIA AMONG 2024 PARTICIPANTS (N=103)



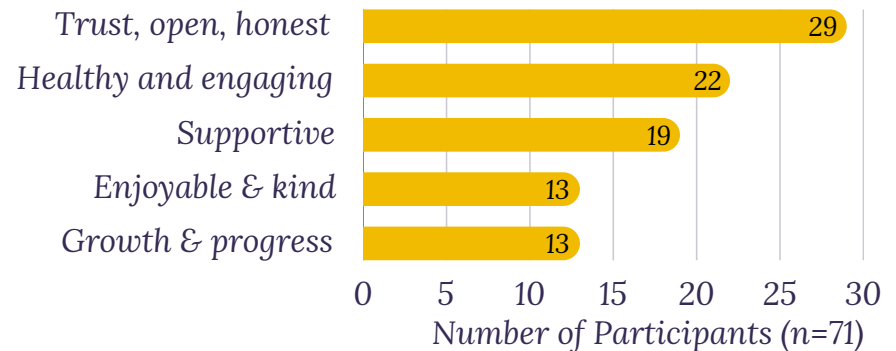
**45 PERCENT**  
had at least 1 positive life event related to family

TOP FAMILY-RELATED LIFE EVENTS EXPERIENCED BY RIA PARTICIPANTS IN THE PAST 6 MONTHS



**90 PERCENT**  
had positive staff-participant relationships

TOP THEMES RELATED TO RIA STAFF-PARTICIPANT RELATIONSHIPS IN 2024



## Survivor Voices

"RIA has made me realize I have a voice!!"

"I refer other survivors to RIA because I want them to have the same amazing support!"

"RIA has helped by giving me a support network of reliable people that I can contact anytime about anything that will go above and beyond to help me."

# HOW *ria* COLLECTS & ANALYZES DATA

All RIA data is entered & stored in a secure HIPAA-compliant database.

For questions, please email: [info@readyinspireact.org](mailto:info@readyinspireact.org)

COLLECT DATA

## INTAKE DATA

When an adult first comes to RIA, our intake collects information on demographics, victimizations, service needs and immediate goals.

## SERVICE ENCOUNTER DATA

Throughout the year, RIA staff enter information on what services they provide to survivors, as well as mode of interaction (phone, text, in-person, etc.)

## SURVIVOR OUTCOME DATA

Every 6 months, staff complete a Life Events Assessment for participants actively engaged in services. RIA developed this assessment with funding from the U.S. Department of Justice and in collaboration with faculty at Harvard Medical School. It collects information on housing, education, employment, financial stress, relationships, substance use, and distance from the sex trade.



## TRACK & ANALYZE

We regularly track data via an Impact Dashboard that reports and visualizes important metrics.

Every 6 months we partner with a PhD-level researcher to conduct a deep dive analysis, including thematic analysis of qualitative outcomes, longitudinal analyses, and more to gain a better understanding of our participants and programs.



## DISCUSS, DISSEMINATE, AND IMPROVE

Together our staff reviews the data, identifies challenging areas, and discusses how we can improve our services to better meet the needs of survivors in our region.

We share results with funders & community partners to increase knowledge and awareness.



ria

ready • inspire • act

330 Cochituate Road, #1784, Framingham, MA 01701  
[www.readyinspireact.org](http://www.readyinspireact.org)